

# VCX- B S E R I E S Claw Vacuum Pumps

## VCX- 60, 100, 150, 250, 300, 400 & 505




**Dry Running - Oil Free – Contact Free Design**

- **Simple Modular Construction**
- **Air cooled & Direct Driven**
- **Low maintenance – No wear**
- **High Efficiency – Continuous Duty**

### Applications:

Packaging, CNC Routing, Wood Works, Pneumatic Conveying, Holding & Lifting, Pick and Place, Medical & Lab., Plastics Industries, Central Vacuum Systems.

**Safety:** CE certified (DOC) 

### General Description:

The VCX-B Series pumps are dry contact-less vacuum pumps with modular constructions consisting of compartments: pumping and gear chambers are separated by using labyrinth seals., As two claws rotate in opposite direction, the air will be sucked in the pumping chamber, compressed and discharged under pressure. In gear chamber, two gears for synchronizing of claws rotation will be placed with appropriate oil lubrication. A built in anti-suck back valve installed in inlet flange will prevent the air from flowing back into the vacuum chamber when the pump is shutdown. The pumps are directly driven by a flanged motor via a coupling.

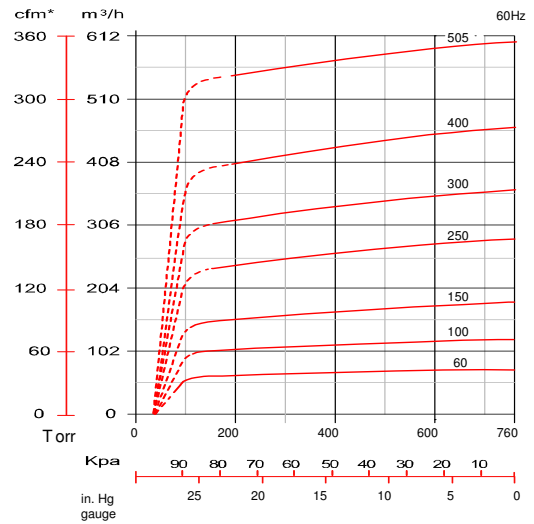
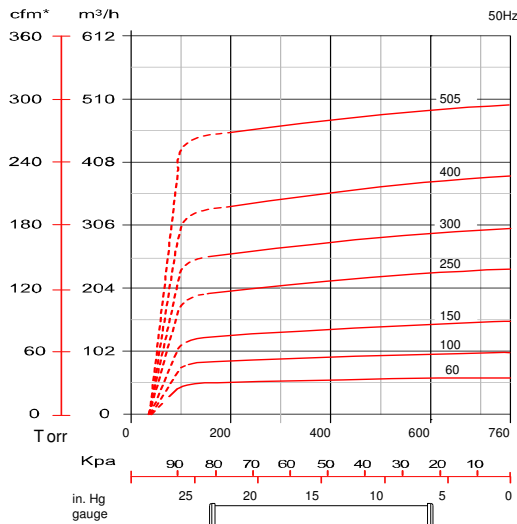
### Specifications:

Model		VCX 60	VCX 100	VCX 150	VCX 250	VCX 300	VCX 400	VCX 505
M3/ Hour	60Hz	72	120	180	282	360	462	600.
	50Hz	60	100	150	234	300	385	500
Ulti. Va. Max.	Torr	722 Torr gage (50mbar abs )						
Ulti. Va. Conti.	Torr	685	640		610		580	
Kw	60Hz	1.5	2.6	3.6	4.8	6.6	9	11
	50Hz	1.1	2.2	3	4	5.5	7.5	9
RPM	60/50Hz	3450/2850						
Voltage Available		208~230/460V, 220~240 /380~420V, 400/690V						
dB(A), Average	60Hz	80	77	79	79	80	85	85
	50Hz	78	76	78	77	77	83	84
Oil Capa (Gear box)	Ltr	0.6	0.75		1.1			
Inlet / Outlet Conn.	**BSP(G)	1"	1-1/2"		2"		3"	
L* x W x H (mm)	60Hz	758x321x461	720x548x399	771x548x399	903x716x569	918x716x569	1039x758x589	1227x758x589
	50Hz	736x321x461	709x548x399	733x548x399	906x716x569		997x758x589	1058x758x589
Amb. Operating Temp.	(°C)	5°C ~40°C						
Approx. *Weight (Kg).	60Hz	60	111	123	218	222	302	307
	50Hz	55	106	119	212	229	270	275
Accessories	Non Return Valve, Vacuum Regulator, Exhaust Silencer							

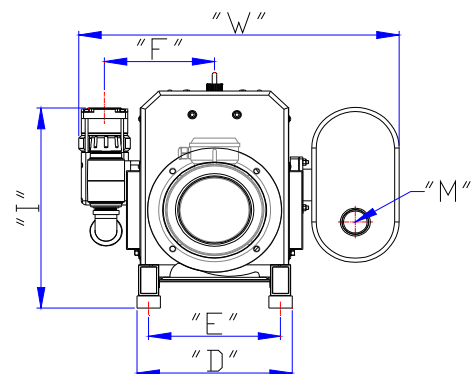
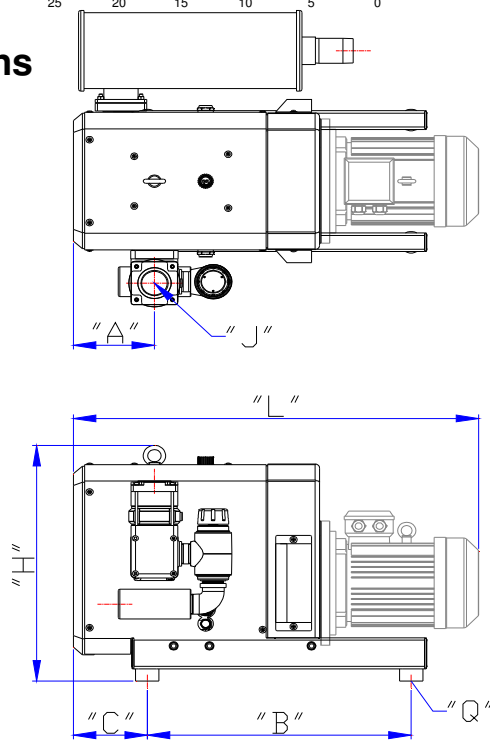
Note: 1) \* Length varies to motor mfg 2) \*\*NPT threads available upon request

# VCX-B SERIES Claw Vacuum Pumps

## VCX- 60, 100, 150, 250, 300, 400 & 505 Performance Curve



## Dimensions



DIMENSIONS	L	W	H	B	C	E	D	F	A	I	J	M	Q
VCX-60 (1.1, 1.5Kw)	736/758	321	461	247	194	144	174	120	162	235	1"	1"	4x M8
VCX-100 (2.2, 3Kw)	709/720	548	399	440	98	224	254	201	128	334	1-1/2"	1-1/2"	4x M8
VCX-150 (3, 4Kw)	733/771	548	399	440	122	224	254	201	144	334	1-1/2"	1-1/2"	4x M8
VCX-250 (4, 5.5Kw)	906/903	716	569	590	167	292	342	249	180	471	2"	2"	4x M10
VCX-300 (5.5, 6.5Kw)	918	716	569	590	182	292	342	249	187	471	2"	2"	4x M10
VCX-400 (7.5, 9Kw)	997/1039	758	589	800	133	292	372	284	205	468	3"	3"	4x M12
VCX-505 (9, 11Kw)	1058/1227	758	589	800	152	292	372	284	215	468	3"	3"	4x M12